





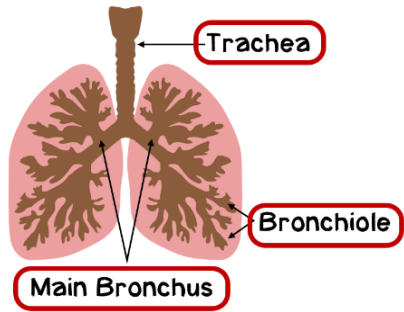
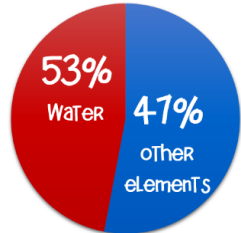
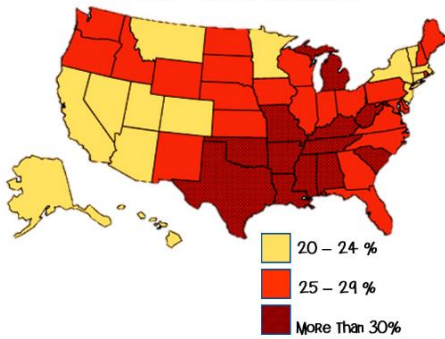
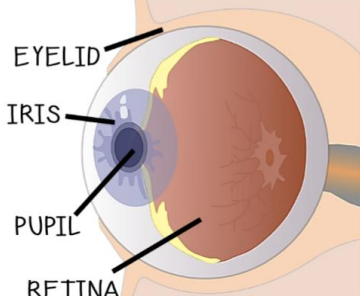
Nonfiction Text Features Chart

Text Feature	Purpose	Example
Title	Identifies the topic of the text and tells what the text will be about	<p>Bones and More Bones The Skeletal System</p> <p>The skeletal system is made up of all the bones in your body. It is also made of the things that connect your bones together: tendons, ligaments, and cartilage. The skeletal system also includes one set of hard objects that aren't bones: your teeth!</p>
Subtitle	Gives the reader more information about the topic of the text	<p>Bones and More Bones The Skeletal System</p> <p>The skeletal system is made up of all the bones in your body. It is also made of the things that connect your bones together: tendons, ligaments, and cartilage. The skeletal system also includes one set of hard objects that aren't bones: your teeth!</p>
Title Page	Tells a book's title, author, illustrator, and publisher	 <p>The Amazing Human Body</p> <p>Author: Drew Science Illustrations: Julie Penn</p> <p>Copyright © 2015 • Children's Science Publications</p>
Table of Contents	Tells the names of the chapters and on what page they can be found	<p>Bones Page 3</p> <p>Muscles Page 17</p> <p>Skin Page 28</p> <p>Brain and Nerves Page 42</p> <p>Major Organs Page 57</p> <p>Veins and Arteries Page 71</p>
Index	Tells on what pages the reader can find certain topics	<p>A</p> <p>Abdomen, 24 Ankles, 14 Armpits, 15 Arms, 15-16 Arteries, 75-76</p> <p>B</p> <p>Back, 16</p> <p>Belly Button, 28 Blood, 77-80 Body Parts, 57-65 Bones, 3-16 Brain, 42-50 Brain Stem, 43 Breathing, 59-60 Bronchi, 61-62 Byproduct, 87</p>



Nonfiction Text Features Chart

Text Feature	Purpose	Example
Glossary	Tells the definitions of some of the words found in a text	<p>Shin – the front of the leg bone that runs from the knee to the ankle.</p> <p>Skin – the outer layer of tissue that covers the entire body.</p> <p>Skull – the large structure of bones in the head.</p> <p>Thigh – the part of the leg that runs from the knee to the hip.</p> <p>Tooth – a hard bony object in the jaw; used for chewing.</p>
Heading	Divides the text into sections and explains what the section will be about	<p>Central Nervous System</p> <p>Brain Your brain controls all functions in the body. This includes things like breathing, having a heartbeat, moving your arms and legs, etc. The brain controls these functions by sending and receiving messages through the nerves.</p> <p>Spinal Cord The spinal cord is the main pathway that connects the brain with the peripheral nervous system. It is protected by your spinal column, which is a long series of bones called vertebrae.</p>
Photograph	Shows what something looks like and is taken with a camera	
Illustration	Shows what something looks like and is drawn by an artist	
Caption	Explains what a photograph or illustration is about	 <p>This is a side view of a human brain.</p>

Nonfiction Text Features Chart

Text Feature	Purpose	Example										
Label	Tells the name of certain parts of the photograph or illustration											
Graph	Organizes and helps compare information in a visual way	<p>The human body is made of:</p> 										
Table	Organizes facts and numbers in a visual way so they easier to read and understand	<p>How much does your heart beat?</p> <table><tr><th>Number of beats</th><th>Amount of Time</th></tr><tr><td>90</td><td>MINUTE</td></tr><tr><td>129,000</td><td>DAY</td></tr><tr><td>3.8 million</td><td>MONTH</td></tr><tr><td>47.3 million</td><td>YEAR</td></tr></table>	Number of beats	Amount of Time	90	MINUTE	129,000	DAY	3.8 million	MONTH	47.3 million	YEAR
Number of beats	Amount of Time											
90	MINUTE											
129,000	DAY											
3.8 million	MONTH											
47.3 million	YEAR											
Map	Shows where places or events are located	<p>% of Americans with Heart Disease</p> 										
Diagram	Explains information or how something words in a visual way											

Nonfiction Text Features Chart

Text Feature	Purpose	Example
Bold Print	Shows what words are important or what words can be found in the glossary	The digestive system is made up of organs and glands that help your body process food. 
<i>Italics</i>	Shows what a word is important, can place emphasis on an idea	The average adult breathes more than 600 times <i>each hour</i> . Adults take more than 20,000 breaths <i>each day</i> . 
Bullet Points	Makes lists easier to read and understand	Types of blood vessels: <ul style="list-style-type: none"> • Arteries • Veins • Capillaries
Fact Box / Sidebar	Gives interesting facts or extra information about a topic	<p>Bones and More Bones The Skeletal System</p> <p>The skeletal system is made up of all the bones in your body. It is also made of the things that connect your bones to each other: tendons, ligaments, and cartilage. The skeletal system also includes one set of hard objects that aren't bones: your teeth! Teeth are actually made of enamel, which is a substance that is even harder than your bones.</p> <div style="border: 1px solid red; padding: 5px;"> <p>Skeletal System FUN FACTS!</p> <ul style="list-style-type: none"> ➤ The thigh bone is the body's longest bone. ➤ Babies have more bones than adults. ➤ The collarbone is the most likely bone to get broken. ➤ There is only one bone in the body that isn't attached to any other bones: the hyoid bone. </div>